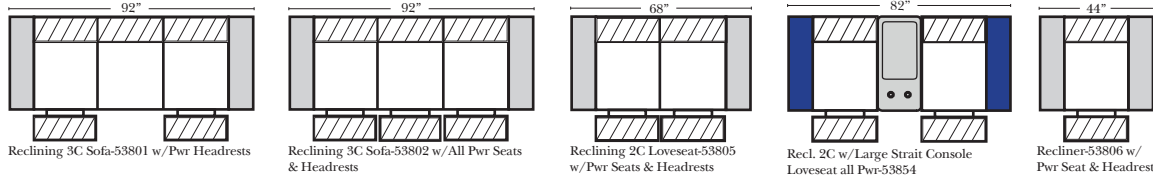


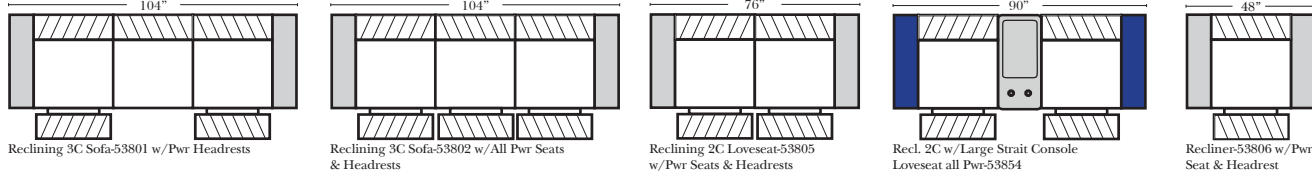
24 / 28 / 32 Pre-Configured Items

v.08.03.23

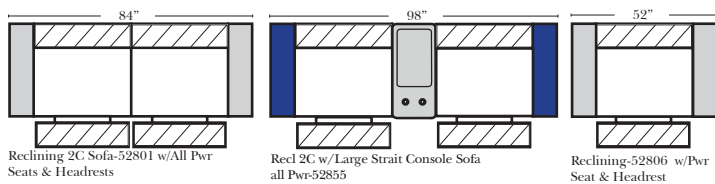
24" Items



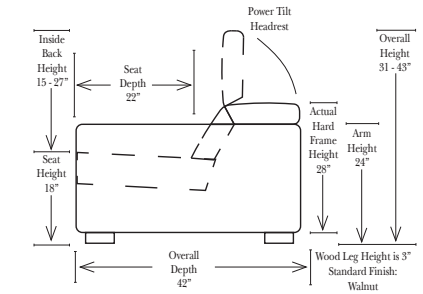
28" Items



32" Items



Put Green Arrows with Red Arrows to Create Sectional Groups → ←



**Standards & Options**

**Standard:**

- Available in Full & Top Grain Leathers
- Available in Luxury Fabrics
- All Hardwood Frames
- Wood Leg Finish (Standard is Walnut)
- Power Recliner & Power Headrests on seats next to each Arm
- Stationary items have Power Headrests only
- Power toggle controller with USB charging port for each power recliner or headrest

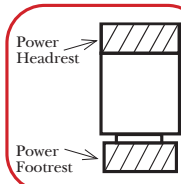
**Options: (No Additional Charge)**

- No. 33 Firm Foam
- Wood Leg Finish (Available in Cherry, Chocolate, Espresso, Honey Oak, & Shadow)
- 3" Metal Leg (Except Ponza)

**Options: (Additional Charges Apply)**

- Rechargeable Battery Pack (will operate 2 recliner footrests or multiple mechanisms per recliner)
- Swivel Table for Console Arms (Espresso or Walnut Wood Finish)
- \*\*Portable Single Theater Arm (1) Cup Holder or \*\*\*Portable Double Theater Arm (2) Cup Holders (Black, Hammered Antique, or Silver Cup Holders) (Fabric or Leather)

**Standard: All Reclining seats are powered**  
**Standard: All Headrests are powered**



**\*\*Portable Single Theater Arm (1)**  
(Black, Hammered Antique, or Silver) Cup Holder  
(Fabric or Leather)  
(Used with 24" & 28" Style)



(8" W x 21" D x 6" H)

**\*\*\*Portable Double Theater Arm (2)**  
(Black, Hammered Antique, or Silver) Cup Holder  
(Fabric or Leather)  
(Used with 32" Style)



(13" W x 21" D x 6" H)



The 24" 3C Sofa = 92"  
The 28" 3C Sofa = 104"

**Note:**

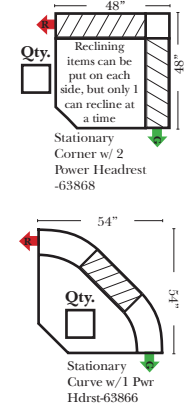
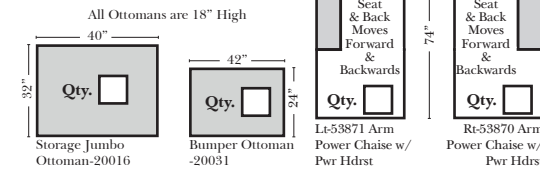
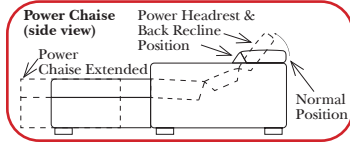
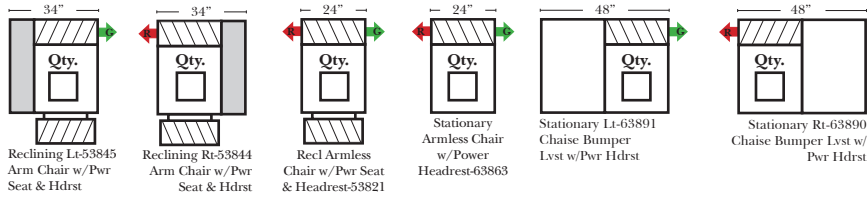
All Dimensions are approximate, if accuracy is crucial, please contact us for validation of the dimensions shown. However, a 1" to 2" variance can still apply due to foam and upholstery.

### 24 / 28 / 32 Component Items

### Shared items on 24/28/32 styles

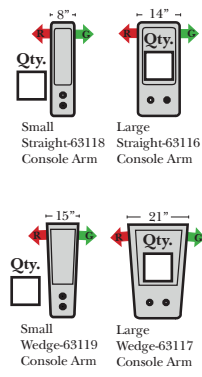
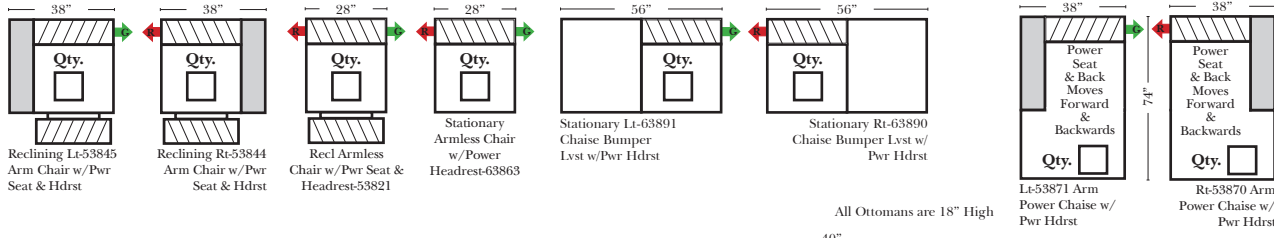
v.08.03.23

#### 24" Items

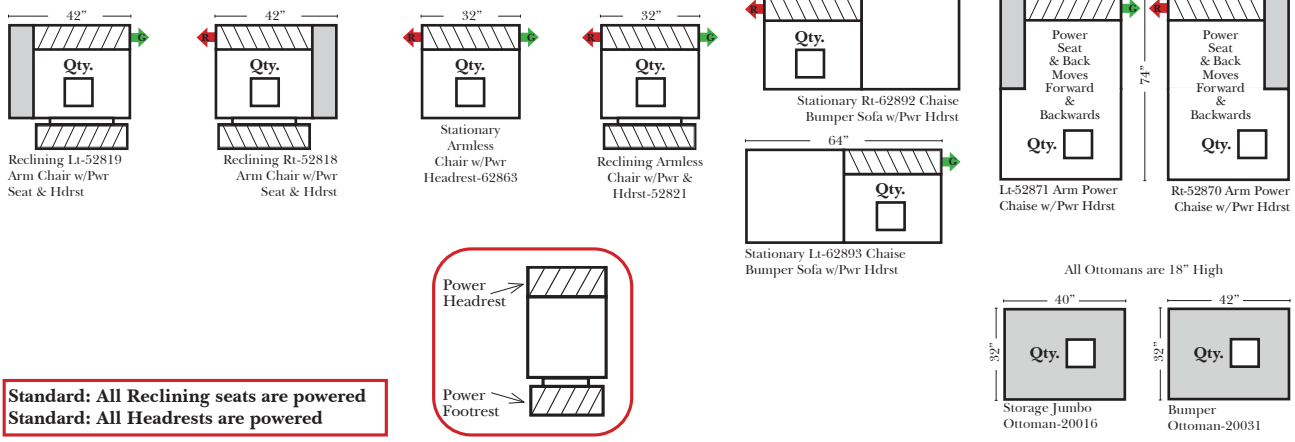


Note: Within each item there is a Box with a Qty. label please enter how many of that item you wish to order.

#### 28" Items

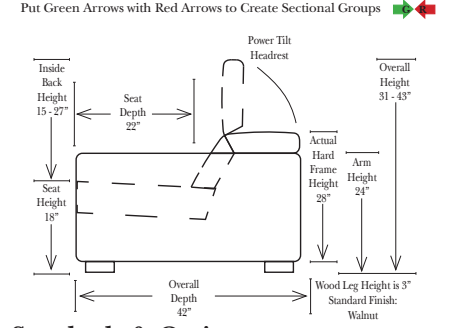
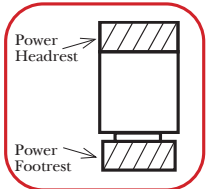


#### 32" Items



Large & Small consoles are fully upholstered.

Standard: All Reclining seats are powered  
Standard: All Headrests are powered



#### Standards & Options

- Standard:**
- Available in Full & Top Grain Leathers
  - Available in Luxury Fabrics
  - All Hardwood Frames
  - Wood Leg Finish (Standard is Walnut)
  - Power Recliner & Power Headrests on seats next to each Arm
  - Stationary items have Power Headrests only
  - Power toggle controller with USB charging port for each power recliner or headrest

- Options: (No Additional Charge)**
- No. 33 Firm Foam
  - Wood Leg Finish (Available in Cherry, Chocolate, Espresso, Honey Oak, & Shadow)
  - 3" Metal Leg (Except Ponza)
- Options: (Additional Charges Apply)**
- Rechargeable Battery Pack (will operate 2 recliner footrests or multiple mechanisms per recliner)
  - Swivel Table for Console Arms (Espresso or Walnut Wood Finish)
  - \*\*Portable Single Theater Arm (1) Cup Holder or \*\*\*Portable Double Theater Arm (2) Cup Holders (Black, Hammered Antique, or Silver Cup Holders) (Fabric or Leather)



The 24" 3C Sofa = 92"  
The 28" 3C Sofa = 104"

**Note:**  
All Dimensions are approximate, if accuracy is crucial, please contact us for validation of the dimensions shown. However, a 1" to 2" variance can still apply due to foam and upholstery.

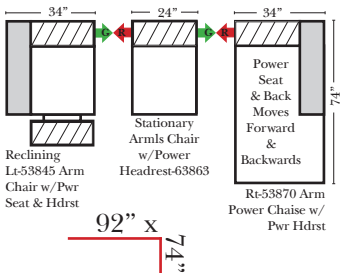
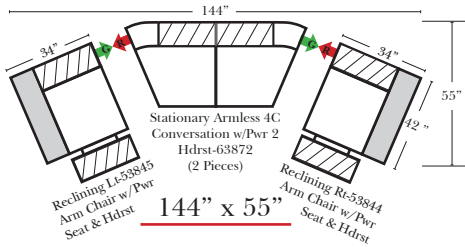
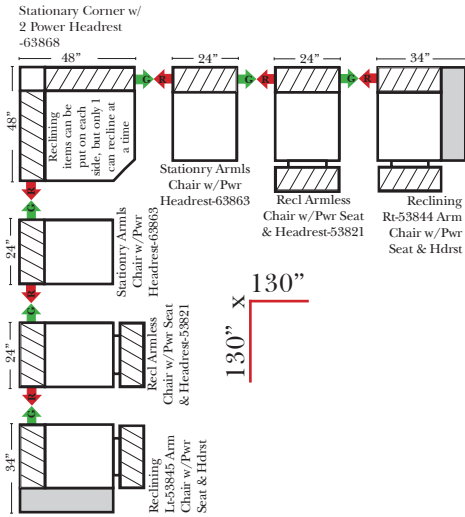
### Suggested Configurations for 24 / 28 / 32 styles

v.08.03.23

Put Green Arrows with Red Arrows to Create Sectional Groups

The Suggested Configurations below are only a sample of what the imagination can create, please enjoy creating the configuration that fits your lifestyle, using the ideas below and from the items on the opposite page.

24"

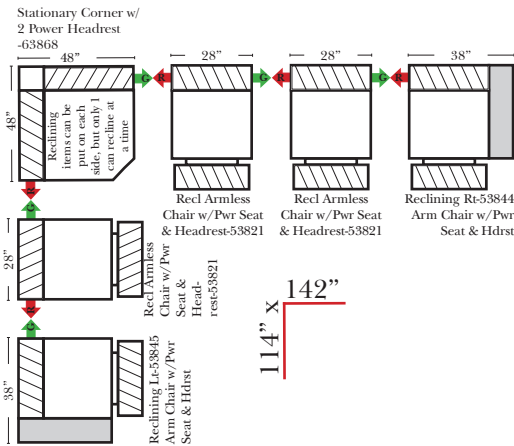
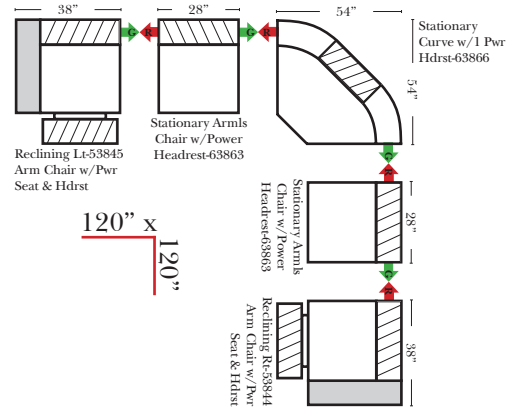


\*\*Portable Single Theater Arm (1) (Black, Hammered Antique, or Silver) Cup Holder (Fabric or Leather) (Used with 24" & 28" Style)



(8" W x 21" D x 6" H)

28"



\*\*\*Portable Double Theater Arm (2) (Black, Hammered Antique, or Silver) Cup Holder (Fabric or Leather) (Used with 32" Style)



(13" W x 21" D x 6" H)

32"

