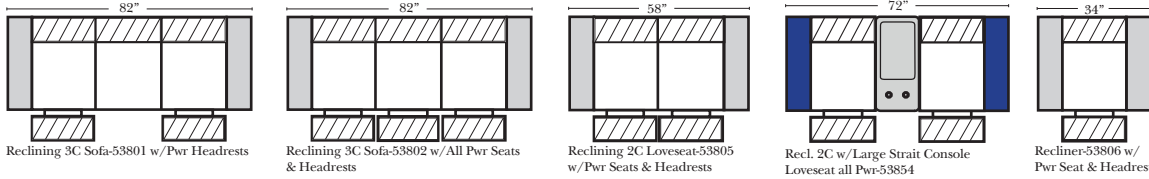


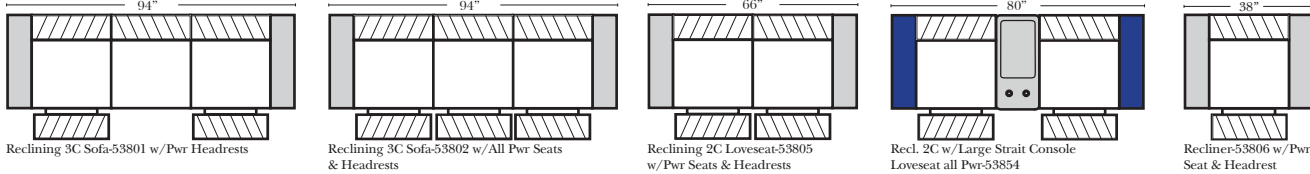
24 / 28 / 32 Pre-Configured Items

v.08.03.23

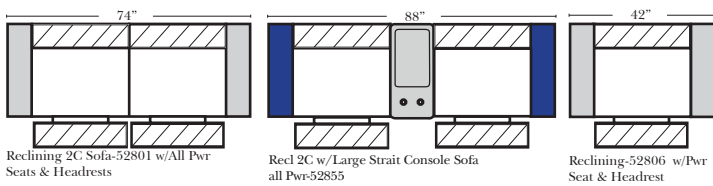
24" Items



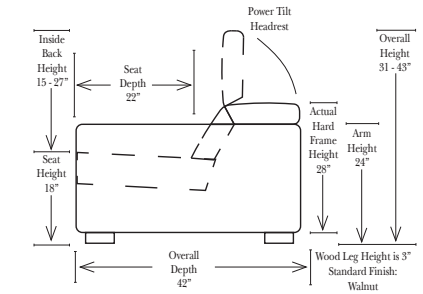
28" Items



32" Items



Put Green Arrows with Red Arrows to Create Sectional Groups → ←



Standards & Options

Standard:

- Available in Full & Top Grain Leathers
- Available in Luxury Fabrics
- All Hardwood Frames
- Wood Leg Finish (Standard is Walnut)
- Power Recliner & Power Headrests on seats next to each Arm
- Stationary items have Power Headrests only
- Power toggle controller with USB charging port for each power recliner or headrest

Options: (No Additional Charge)

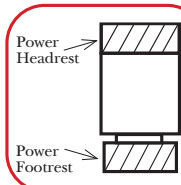
- No. 33 Firm Foam
- Wood Leg Finish (Available in Cherry, Chocolate, Espresso, Honey Oak, & Shadow)
- 3" Metal Leg (Except Ponza)

Options: (Additional Charges Apply)

- Rechargeable Battery Pack (will operate 2 recliner footrests or multiple mechanisms per recliner)
- Swivel Table for Console Arms (Espresso or Walnut Wood Finish)
- **Portable Single Theater Arm (1) Cup Holder or ***Portable Double Theater Arm (2) Cup Holders (Black, Hammered Antique, or Silver Cup Holders) (Fabric or Leather)



Standard: All Reclining seats are powered
Standard: All Headrests are powered



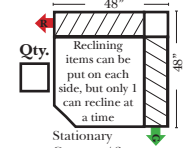
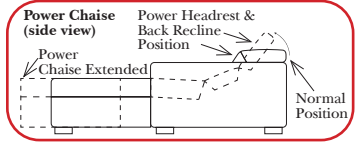
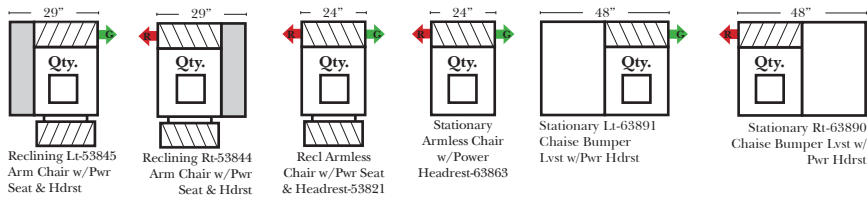
Note:
All Dimensions are approximate, if accuracy is crucial, please contact us for validation of the dimensions shown. However, a 1" to 2" variance can still apply due to foam and upholstery.

24 / 28 / 32 Component Items

Shared items on 24/28/32 styles

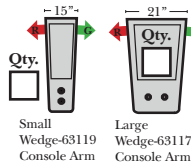
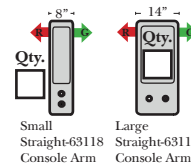
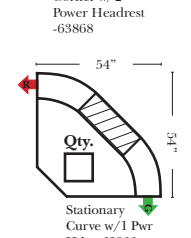
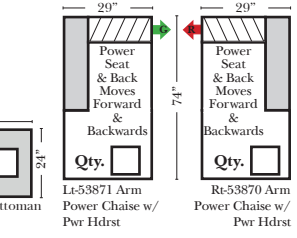
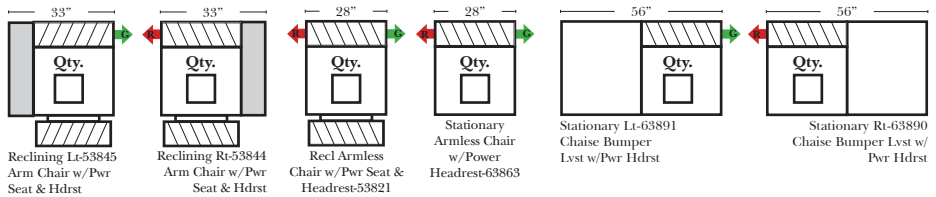
v.08.03.23

24" Items

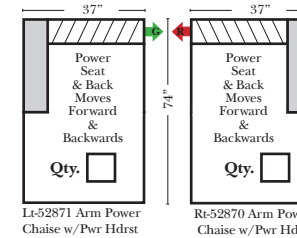
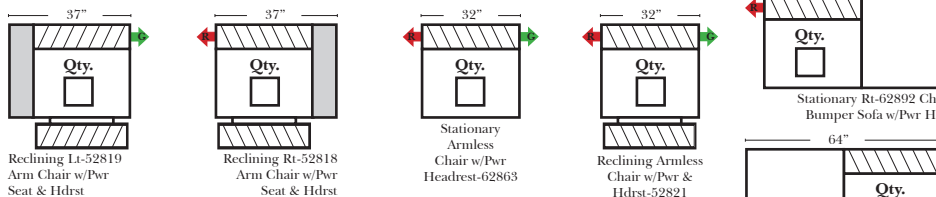


Note: Within each item there is a Box with a Qty. label please enter how many of that item you wish to order.

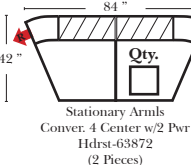
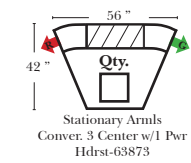
28" Items



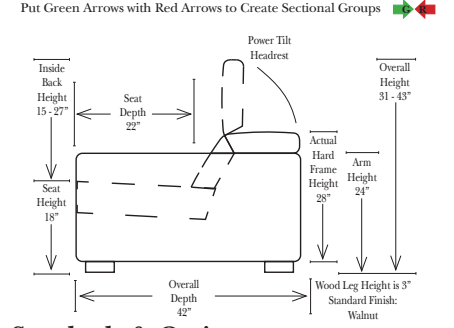
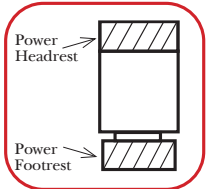
32" Items



Large & Small consoles are fully upholstered.



Standard: All Reclining seats are powered
Standard: All Headrests are powered



Standards & Options

- Standard:**
- Available in Full & Top Grain Leathers
 - Available in Luxury Fabrics
 - All Hardwood Frames
 - Wood Leg Finish (Standard is Walnut)
 - Power Recliner & Power Headrests on seats next to each Arm
 - Stationary items have Power Headrests only
 - Power toggle controller with USB charging port for each power recliner or headrest

- Options: (No Additional Charge)**
- No. 33 Firm Foam
 - Wood Leg Finish (Available in Cherry, Chocolate, Espresso, Honey Oak, & Shadow)
 - 3" Metal Leg (Except Ponza)
- Options: (Additional Charges Apply)**
- Rechargeable Battery Pack (will operate 2 recliner footrests or multiple mechanisms per recliner)
 - Swivel Table for Console Arms (Espresso or Walnut Wood Finish)
 - Portable Single Theater Arm (1) Cup Holder or Portable Double Theater Arm (2) Cup Holders (Black, Hammered Antique, or Silver Cup Holders) (Fabric or Leather)



Note: All Dimensions are approximate, if accuracy is crucial, please contact us for validation of the dimensions shown. However, a 1" to 2" variance can still apply due to foam and upholstery.

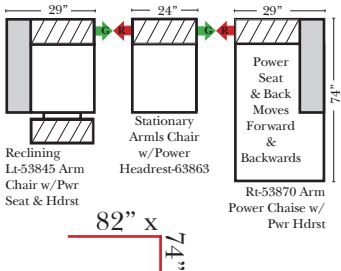
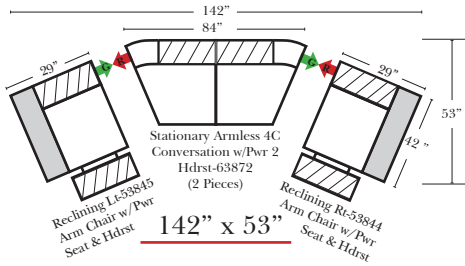
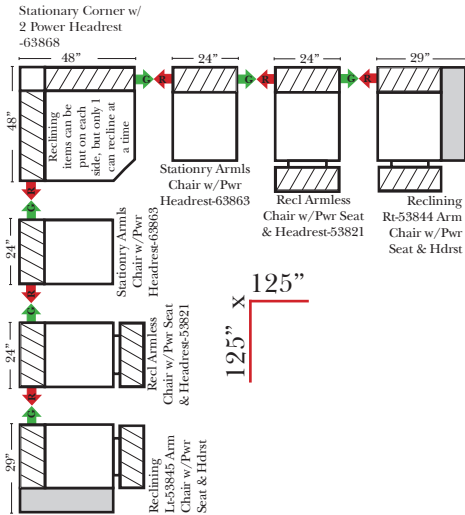
Suggested Configurations for 24 / 28 / 32 styles

v.08.03.23

Put Green Arrows with Red Arrows to Create Sectional Groups

The Suggested Configurations below are only a sample of what the imagination can create, please enjoy creating the configuration that fits your lifestyle, using the ideas below and from the items on the opposite page.

24"

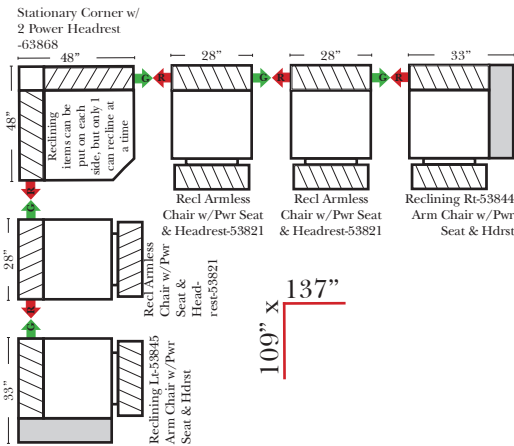
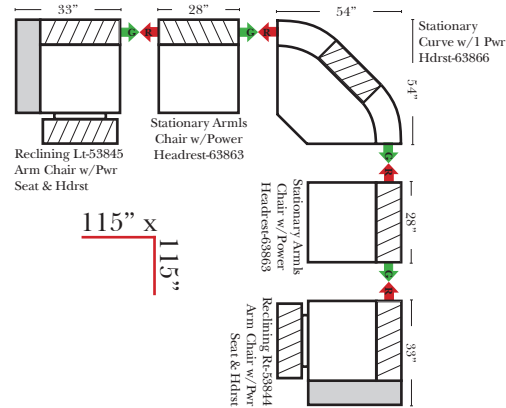


**Portable Single Theater Arm (1) (Black, Hammered Antique, or Silver) Cup Holder (Fabric or Leather) (Used with 24" & 28" Style)



(8" W x 21" D x 6" H)

28"



**Portable Double Theater Arm (2) (Black, Hammered Antique, or Silver) Cup Holder (Fabric or Leather) (Used with 32" Style)



(13" W x 21" D x 6" H)

32"

