




5R LHF Arm, RHF Wedge, Manual Recliner / 7R RHF Wedge, Manual Recliner / 3R RHF Arm, Manual Recliner



OPTIONS



LED Lights & Cupholders
Provides a gentle glow for safe movement and finding your beverage in the dark.



Wireless Bass Shaker
Feel the sound with an acclaimed low-frequency audio transducer.



Grommets Only
For use with tray tables, wine holder, LED flex light, tablet holder.



Tray Table & Grommets
Keep it handy on the removable tray table.

OPTIONS AT NO COST



Cupholders
Choice of Stainless Steel or Antique.

STYLE FEATURES



In-arm Storage
Store your table, tablet or remote when not in use.

ACCESSORIES (SOLD & SHIPPED SEPARATELY)



BATTERY PACK
49001-BP-000A00

Compatible with all power pieces (one per piece)



BATTERY Y-CABLE
49001-YC-000A00



TABLET HOLDER
49001-IP-000A00

Compatible with all pieces that have been ordered with a table



EXTRA TRAY TABLE
49001-TT-000A00 BLACK
49001-MT-000A00 METAL

Compatible with all pieces that have been ordered with a table



LED FLEX LIGHT
49001-FL-000A00



WINE GLASS HOLDER
49001-WH-000A00

BATTERY PACKS are not recommended for use with LED / USB options.

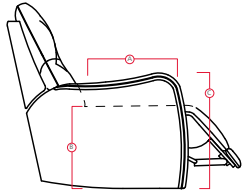
41403 PLAYBACK

Printed in Canada 11/16

PALLISER[®]
My Home, My Style, My Way[™]

41403 PLAYBACK

DIMENSIONS SHOWN AS WIDTH X DEPTH X HEIGHT.
SPECIFICATIONS ARE CORRECT AT TIME OF PRINTING AND ARE SUBJECT TO CHANGE WITHOUT NOTICE.
LHF – LEFT HAND FACING RHF – RIGHT HAND FACING IA – INSIDE ARM TO INSIDE ARM



- A Seat Depth 22" / 56cm
- B Seat Height 21" / 53cm
- C Arm Height 26" / 66cm

Features

- > In-arm storage

Options

- > LED Lights & Cupholders
- > Wireless Bass Shaker
- > Grommets for use with accessories
- > Tray Table & Grommets
- > Stainless Steel or Antique Cupholders

Accessories

- > Battery pack
- > Battery Y-Cable
- > Tablet holder
- > Extra Tray Table
- > LED Flex Light
- > Wine Glass Holder

BATTERY PACKS are not recommended for use with LED / USB options

For more information, go to palliser.com

Configurations measured in full recline

- > Chaise styling
- > Hardwood, softwood and engineered wood products; all joints pinned & glued for uniformity & strength
- > Back: 11 or 12 gauge sinuous springs
- > Seat: 8 gauge sinuous wire springs
- > Seat fill: 1.8 lb high resilience foam
- > Back fill: blown fibre back cushions
- > Inside latch for manual operation
- > D-pull for manual operation of armless SKUs
- > Toggle switch for power operation
- > LED cupholder switch for power operation
- > Touch button for power operation



1R Manual Recliner
1E Power Recliner
39 x 39 x 42"
99 x 99 x 107cm
IA: 23" / 58cm



2R LHF Arm, Manual Recliner
2E LHF Arm, Power Recliner
31 x 39 x 42"
79 x 99 x 107cm



3R RHF Arm, Manual Recliner
3E RHF Arm, Power Recliner
31 x 39 x 42"
79 x 99 x 107cm



4R Armless Loveseat, Manual Recliner
4E Armless Loveseat, Power Recliner
47 x 39 x 42"
119 x 99 x 107cm



5R LHF Arm, RHF Wedge, Manual Recliner
5E LHF Arm, RHF Wedge, Power Recliner
45 x 39 x 42"
114 x 99 x 107cm
IA: 23" / 58cm



6R RHF Arm, LHF Wedge, Manual Recliner
6E RHF Arm, LHF Wedge, Power Recliner
45 x 39 x 42"
114 x 99 x 107cm
IA: 23" / 58cm



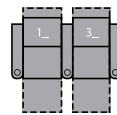
7R RHF Wedge, Manual Recliner
7E RHF Wedge, Power Recliner
38 x 39 x 42"
97 x 99 x 107cm



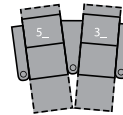
8R Armless Manual Recliner
8E Armless Power Recliner
24 x 39 x 42"
61 x 99 x 107cm



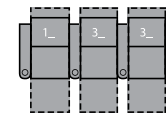
9R LHF Wedge, Manual Recliner
9E LHF Wedge, Power Recliner
38 x 39 x 42"
97 x 99 x 107cm



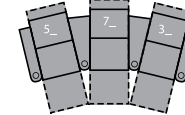
2 Seats Straight
70 x 69" / 178 x 175cm



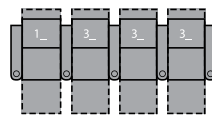
2 Seats Curved
76 x 71" / 193 x 180cm



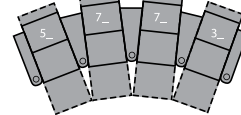
3 Seats Straight
101 x 69" / 257 x 175cm



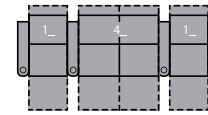
3 Seats Curved
113 x 74" / 287 x 188cm



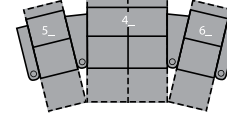
4 Seats Straight
132 x 69" / 335 x 175cm



4 Seats Curved
149 x 78" / 378 x 198cm



4 Seats Straight
125 x 69" / 318 x 175cm



4 Seats Curved
137 x 72" / 348 x 183cm